


For Turkey
Türkiye için

JG79B913H01



ENERG
енергия · ενεργεια



Model Indoor unit **MSZ-AP25VG**
Outdoor unit **MUZ-AP25VG**

SEER



A+++

A+++

A++

A+

A

B

C

D

kW **2,5**

SEER **8,6**

kWh/yıl **101**

SCOP



A+++

A+++

A++

A+

A

B

C

D

kW **1,3**

SCOP **5,8**

kWh/yıl **310**

A++

2,4

4,8

698

X

X

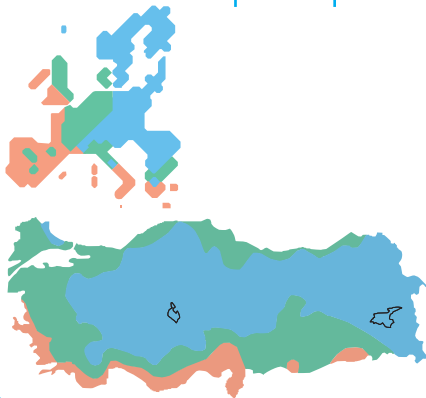
X



57dB



59dB



ENERJİ · ЕНЕРГИЯ · ΕΝΕΡΓΕΙΑ · ENERGIJA · ENERGY · ENERGIE · ENERGI

626/2011

PRODUCT INFORMATION (¹)

ROOM AIR CONDITIONER	INDOOR MODEL	MSZ-AP25VG / MSZ-AP25VGK
	OUTDOOR MODEL	MUZ-AP25VG

Function (indicate if present)	
cooling	Y
heating	Y

If function includes heating: Indicate the heating season the information relates to. Indicated values should relate to one heating season at a time. Include at least the heating season 'Average'.	
Average (mandatory)	Y
Warmer (if designated)	Y
Colder (if designated)	N

Item	symbol	value	unit
Design load			
cooling	Pdesignc	2.5	kW
heating/Average	Pdesignh	2.4	kW
heating/Warmer	Pdesignh	1.3	kW
heating/Colder	Pdesignh	x	kW

Item	symbol	value	unit
Seasonal efficiency			
cooling	SEER	8.6	-
heating/Average	SCOP/A	4.8	-
heating/Warmer	SCOP/W	5.8	-
heating/Colder	SCOP/C	x	-

Declared capacity for cooling, at indoor temperature 27(19)°C and outdoor temperature Tj			
Tj=35°C	Pdc	2.5	kW
Tj=30°C	Pdc	1.9	kW
Tj=25°C	Pdc	1.2	kW
Tj=20°C	Pdc	0.9	kW

Declared energy efficiency ratio, at indoor temperature 27(19) °C and outdoor temperature Tj			
Tj=35°C	EERd	4.2	-
Tj=30°C	EERd	6.7	-
Tj=25°C	EERd	11.0	-
Tj=20°C	EERd	14.0	-

Declared capacity for heating/Average season, at indoor temperature 20°C and outdoor temperature Tj			
Tj=-7°C	Pdh	2.2	kW
Tj=2°C	Pdh	1.3	kW
Tj=7°C	Pdh	0.9	kW
Tj=12°C	Pdh	0.7	kW
Tj=bivalent temperature	Pdh	2.4	kW
Tj=operating limit	Pdh	2.4	kW

Declared coefficient of performance/Average season, at indoor temperature 20°C and outdoor temperature Tj			
Tj=-7°C	COPd	3.1	-
Tj=2°C	COPd	4.8	-
Tj=7°C	COPd	6.2	-
Tj=12°C	COPd	7.0	-
Tj=bivalent temperature	COPd	2.8	-
Tj=operating limit	COPd	2.6	-

Declared capacity for heating/Warmer season, at indoor temperature 20°C and outdoor temperature Tj			
Tj=2°C	Pdh	1.3	kW
Tj=7°C	Pdh	0.9	kW
Tj=12°C	Pdh	0.7	kW
Tj=bivalent temperature	Pdh	1.3	kW
Tj=operating limit	Pdh	2.4	kW

Declared coefficient of performance/Warmer season, at indoor temperature 20°C and outdoor temperature Tj			
Tj=2°C	COPd	4.8	-
Tj=7°C	COPd	6.2	-
Tj=12°C	COPd	7.0	-
Tj=bivalent temperature	COPd	4.8	-
Tj=operating limit	COPd	2.6	-

Declared capacity for heating/Colder season, at indoor temperature 20°C and outdoor temperature Tj			
Tj=-7°C	Pdh	x	kW
Tj=2°C	Pdh	x	kW
Tj=7°C	Pdh	x	kW
Tj=12°C	Pdh	x	kW
Tj=bivalent temperature	Pdh	x	kW
Tj=operating limit	Pdh	x	kW
Tj=-15°C	Pdh	x	kW

Declared coefficient of performance/Colder season, at indoor temperature 20°C and outdoor temperature Tj			
Tj=-7°C	COPd	x	-
Tj=2°C	COPd	x	-
Tj=7°C	COPd	x	-
Tj=12°C	COPd	x	-
Tj=bivalent temperature	COPd	x	-
Tj=operating limit	COPd	x	-
Tj=-15°C	COPd	x	-

Bivalent temperature			
heating/Average	Tbiv	-10	°C
heating/Warmer	Tbiv	2	°C
heating/Colder	Tbiv	x	°C

Operating limit temperature			
heating/Average	Tol	-15	°C
heating/Warmer	Tol	-15	°C
heating/Colder	Tol	x	°C

Cycling interval capacity			
for cooling	Pcycc	x	kW
for heating	Pcyh	x	kW
Degradation co-efficient cooling	Cdc	0.25	-

Cycling interval efficiency			
for cooling	EERcyc	x	-
for heating	COPcyc	x	-
Degradation co-efficient heating	Cdh	0.25	-

Electric power input in power modes other than 'active mode'			
off mode	P _{OFF}	1.0	W
standby mode	P _{SB}	1.0	W
thermostat - off mode	P _{TO}	8.0	W
crankcase heater mode	P _{CK}	0.0	W

Annual electricity consumption			
cooling	Q _{CE}	101	kWh/a
heating/Average	Q _{HE}	698	kWh/a
heating/Warmer	Q _{HE}	310	kWh/a
heating/Colder	Q _{HE}	x	kWh/a

Capacity control (indicate one of three options)	
fixed	N
staged	N
variable	Y


Other items			
Sound power level (indoor/outdoor)	L _{WA}	57/59	dB(A)
Global warming potential	GWP (²)	675	kgCO ₂ eq.
Rated air flow (indoor/outdoor)	-	684/1788	m³/h

Contact details for obtaining more information	MITSUBISHI ELECTRIC CORPORATION SHIZUOKA WORKS 3-18-1, Oshika, Suruga-ku, Shizuoka 422-8528, Japan E-mail: melshierp@MitsubishiElectric.co.jp
--	---

(¹) This information is based on the "product information requirement" in COMMISSION REGULATION (EU) No. 206/2012.

(²) This GWP value is based on Regulation (EU) No. 517/2014 from IPCC 4th Assessment Report.

For Regulation (EU) No. 626/2001, which cites the IPCC Third Assessment Report, Climate Change 2001, the GWP is 550.

TECHNICAL DOCUMENTATION ⁽¹⁾			
ROOM AIR CONDITIONER	INDOOR MODEL	MSZ-AP25VG / MSZ-AP25VGK	299H*798W*219D (mm)
	OUTDOOR MODEL	MUZ-AP25VG	550H*800W*285D (mm)
Function			
	cooling		Y
	heating		Y
The heating season			
	Average (mandatory)		Y
	Warmer (if designated)		Y
	Colder (if designated)		N
Capacity control			
	fixed		N
	staged		N
	variable		Y
Item	symbol	value	unit
Seasonal efficiency ⁽²⁾			
cooling	SEER	8.6	-
heating/Average	SCOP/A	4.8	-
heating/Warmer	SCOP/W	5.8	-
heating/Colder	SCOP/C	x	-
Energy efficiency class			
cooling	SEER	A+++	-
heating/Average	SCOP/A	A++	-
heating/Warmer	SCOP/W	A+++	-
heating/Colder	SCOP/C	x	-
Other items			
Sound power level (indoor/outdoor)	L _{WA}	57/59	dB(A)
Refrigerant	-	R32	-
Global warming potential	GWP ⁽³⁾	675	kgCO ₂ eq.
identification and signature of the person empowered to bind the supplier	 Kenichi Saito Department Manager, Quality Assurance Department Mitsubishi Electric Air Conditioning Systems Manufacturing Turkey Joint Stock Company		

(1) This information is based on COMMISSION DELEGATED REGULATION (EU)No. 626/2011.

(2) SEER/SCOP values are measured based on EN 14825:2016: Testing and rating at part load conditions and calculation of seasonal performance.

(3) This GWP value is based on Regulation(EU)No. 517/2014 from IPCC 4th Assessment Report.

For Regulation (EU) No. 626/2001, which cites the IPCC Third Assessment Report, Climate Change 2001, the GWP is 550.