

For Turkey
Türkiye için



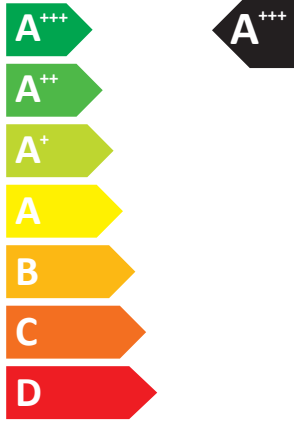
ENERG
енергия · ενεργεια



Model İç ünite
Dış ünite

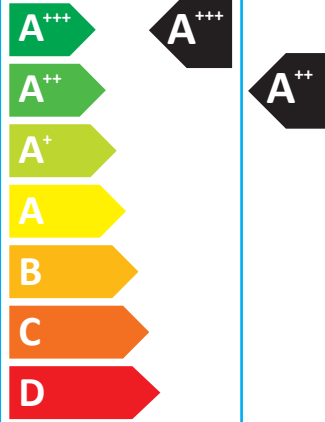
MSZ-AY35VG
MSZ-AY35VGK
MSZ-AY35VGKP
MUZ-AY35VG

SEER



kW 3,5
SEER 8,7
kWh/yıl 141

SCOP



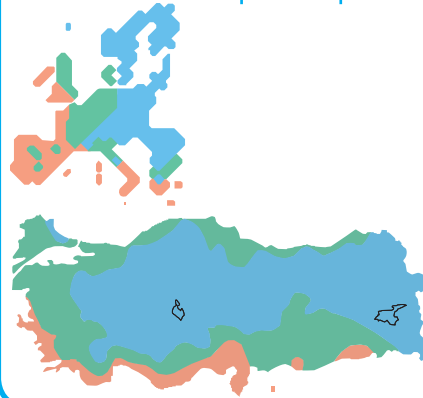
kW 1,6 2,9 X
SCOP 5,9 4,7 X
kWh/yıl 376 863 X



57dB



61dB



ENERJİ · ЕНЕРГИЯ · ΕΝΕΡΓΕΙΑ · ENERGIJA · ENERGY · ENERGIE · ENERGI

626/2011

JG79N391H01

PRODUCT INFORMATION (*1)

ROOM AIR CONDITIONER	INDOOR MODEL OUTDOOR MODEL	MSZ-AY35VGK / MSZ-AY35VGK MUZ-AY35VG
----------------------	-------------------------------	---

Function (indicate if present)	
cooling	Y
heating	Y

If function includes heating: Indicate the heating season the information relates to. Indicated values should relate to one heating season at a time. Include at least the heating season 'Average'.	
Average (mandatory)	Y
Warmer (if designated)	Y
Colder (if designated)	N

Item	symbol	value	unit
Design load			
cooling	Pdesignc	3.5	kW
heating/Average	Pdesignh	2.9	kW
heating/Warmer	Pdesignh	1.6	kW
heating/Colder	Pdesignh	x	kW

Item	symbol	value	unit
Seasonal efficiency			
cooling	SEER	8.7	-
heating/Average	SCOP/A	4.7	-
heating/Warmer	SCOP/W	5.9	-
heating/Colder	SCOP/C	x	-

Declared capacity for cooling, at indoor temperature 27(19)°C and outdoor temperature Tj			
Tj=35°C	Pdc	3.5	kW
Tj=30°C	Pdc	2.6	kW
Tj=25°C	Pdc	1.7	kW
Tj=20°C	Pdc	1.0	kW

Declared energy efficiency ratio, at indoor temperature 27(19)°C and outdoor temperature Tj			
Tj=35°C	EERd	3.6	-
Tj=30°C	EERd	5.9	-
Tj=25°C	EERd	10.6	-
Tj=20°C	EERd	19.7	-

Declared capacity for heating/Average season, at indoor temperature 20°C and outdoor temperature Tj			
Tj=-7°C	Pdh	2.6	kW
Tj=2°C	Pdh	1.6	kW
Tj=7°C	Pdh	1.1	kW
Tj=12°C	Pdh	0.7	kW
Tj=bivalent temperature	Pdh	2.9	kW
Tj=operating limit	Pdh	2.0	kW

Declared coefficient of performance/Average season, at indoor temperature 20°C and outdoor temperature Tj			
Tj=-7°C	COPd	3.1	-
Tj=2°C	COPd	4.6	-
Tj=7°C	COPd	6.1	-
Tj=12°C	COPd	7.0	-
Tj=bivalent temperature	COPd	2.7	-
Tj=operating limit	COPd	2.1	-

Declared capacity for heating/Warmer season, at indoor temperature 20°C and outdoor temperature Tj			
Tj=2°C	Pdh	1.6	kW
Tj=7°C	Pdh	1.1	kW
Tj=12°C	Pdh	0.7	kW
Tj=bivalent temperature	Pdh	1.6	kW
Tj=operating limit	Pdh	2.0	kW

Declared coefficient of performance/Warmer season, at indoor temperature 20°C and outdoor temperature Tj			
Tj=2°C	COPd	4.6	-
Tj=7°C	COPd	6.1	-
Tj=12°C	COPd	7.0	-
Tj=bivalent temperature	COPd	4.6	-
Tj=operating limit	COPd	2.1	-

Declared capacity for heating/Colder season, at indoor temperature 20°C and outdoor temperature Tj			
Tj=-7°C	Pdh	x	kW
Tj=2°C	Pdh	x	kW
Tj=7°C	Pdh	x	kW
Tj=12°C	Pdh	x	kW
Tj=bivalent temperature	Pdh	x	kW
Tj=operating limit	Pdh	x	kW
Tj=-15°C	Pdh	x	kW

Declared coefficient of performance/Colder season, at indoor temperature 20°C and outdoor temperature Tj			
Tj=-7°C	COPd	x	-
Tj=2°C	COPd	x	-
Tj=7°C	COPd	x	-
Tj=12°C	COPd	x	-
Tj=bivalent temperature	COPd	x	-
Tj=operating limit	COPd	x	-
Tj=-15°C	COPd	x	-

Bivalent temperature			
heating/Average	Tbiv	-10	°C
heating/Warmer	Tbiv	2	°C
heating/Colder	Tbiv	x	°C

Operating limit temperature			
heating/Average	Toi	-20	°C
heating/Warmer	Toi	-20	°C
heating/Colder	Toi	x	°C

Cycling interval capacity			
for cooling	Pcycc	x	kW
for heating	Pcyhc	x	kW
Degradation co-efficient cooling	Cdc	0.25	-

Cycling interval efficiency			
for cooling	EERcyc	x	-
for heating	COPcyc	x	-
Degradation co-efficient heating	Cdh	0.25	-

Electric power input in power modes other than 'active mode'			
off mode	P _{OFF}	1	W
standby mode	P _{SB}	1	W
thermostat - off mode	P _{TO}	8	W
crankcase heater mode	P _{CK}	0	W

Annual electricity consumption			
cooling	Q _{CE}	141	kWh/a
heating/Average	Q _{HE}	863	kWh/a
heating/Warmer	Q _{HE}	376	kWh/a
heating/Colder	Q _{HE}	x	kWh/a

Capacity control (indicate one of three options)	
fixed	N
staged	N
variable	Y

Other items			
Sound power level (indoor/outdoor)	L _{WA}	57/61	dB(A)
Global warming potential	GWP (*2)	675	kgCO ₂ eq.
Rated air flow (indoor/outdoor)	-	666/1932	m ³ /h

Contact details for obtaining more information	MITSUBISHI ELECTRIC CORPORATION SHIZUOKA WORKS 3-18-1, Oshika, Suruga-ku, Shizuoka 422-8528, Japan E-mail: melshierp@MitsubishiElectric.co.jp
--	---

(*1) This information is based on the "product information requirement" in COMMISSION REGULATION (EU) No. 206/2012.

(*2) This GWP value is based on Regulation (EU) No. 517/2014 from IPCC 4th Assessment Report.

For Regulation (EU) No. 626/2011, which cites the IPCC Third Assessment Report, Climate Change 2001, the GWP is 550.

TECHNICAL DOCUMENTATION (1)

ROOM AIR CONDITIONER	INDOOR MODEL OUTDOOR MODEL	MSZ-AY35VGKP / MSZ-AY35VGK MUZ-AY35VG	299H*798W*245D (mm) 550H*800W*285D (mm)
----------------------	-------------------------------	--	--

Function	
cooling	Y
heating	Y


The heating season	
Average (mandatory)	Y
Warmer (if designated)	Y
Colder (if designated)	N

Capacity control	
fixed	N
staged	N
variable	Y

Item	symbol	value	unit
Seasonal efficiency (2)			
cooling	SEER	8.7	-
heating/Average	SCOP/A	4.7	-
heating/Warmer	SCOP/W	5.9	-
heating/Colder	SCOP/C	x	-

Energy efficiency class			
cooling	SEER	A+++	-
heating/Average	SCOP/A	A++	-
heating/Warmer	SCOP/W	A+++	-
heating/Colder	SCOP/C	x	-

Other items			
Sound power level (indoor/outdoor)	L _{WA}	57/61	dB (A)
Refrigerant	-	R32	-
Global warming potential	GWP (3)	675	kgCO ₂ eq.

identification and signature of the person empowered to bind the supplier	 _____ Kenichi Saito Department Manager, Quality Assurance Department Mitsubishi Electric Air Conditioning Systems Manufacturing Turkey Joint Stock Company
---	---

(1) This information is based on COMMISSION DELEGATED REGULATION (EU) No. 626/2011.

(2) SEER/SCOP values are measured based on EN 14825:2016: Testing and rating at part load conditions and calculation of seasonal performance.

(3) This GWP value is based on Regulation (EU) No. 517/2014 from IPCC 4th Assessment Report.

For Regulation (EU) No. 626/2011, which cites the IPCC Third Assessment Report, Climate Change 2001, the GWP is 550.